


cutting and bending machine for axial components

TP6

macchina taglia piega componenti assiali

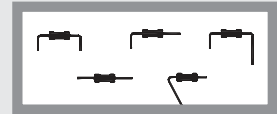


LEAD DIA. = 0,4-1,4 mm (.015-.055")
 PRODUCTION = TAPED 50000 p/h
 LOOSE 5000 p/h
 DIAM. REOFORO = 0,4 - 1,4 mm
 PRODUZIONE = NASTRATO 50.000 p/h
 SFUSO 5.000 p/h

LENGTH = 23 cm
 WIDTH = 18 cm
 HEIGHT = 21 cm
 PACKING = 39x25x26 cm
 VOLUME = 0,025 m³
 MACHINE WEIGHT = 5 kg
 GROSS WEIGHT = 6 kg

LUNG. = 23 cm
 LARGH. = 18 cm
 ALT. = 21 cm
 IMBALLO = 39x25x26 cm
 VOLUME = 0,025 m³
 PESO MACCHINA = 5 kg
 PESO LORDO = 6 kg

20.OL01 TP6



sturdy, reliable and long lasting equipment. Can be motorized. Easy to set up and use no maintenance required

qualità ed affidabilità per durare nel tempo. Possibilità di essere motorizzata. Facilità di uso e regolazione. Non richiede manutenzione

optional accessories

accessori opzionali




400200 BR6 reel holder
braccio porta bobina




7915030/31 MOT98
motor - motore




51.0100 CS10
feeder for loose components
caricatore per componenti sfusi



21.0011 TNS
waste tape ejector
espulsore nastro di scarto



TP6 with delrin toothed discs 20.OL11 standard
 20.OL12 reinforced to prevent marking the leads .
 TP6 con tamburi dentati in delrin 20.OL11 standard
 20.OL12 rinforzata per non segnare i reofori



200240
complete body guide
guida del corpo completa