


cutting bending
machine for axial
components
vertical
mounting

TP6/V

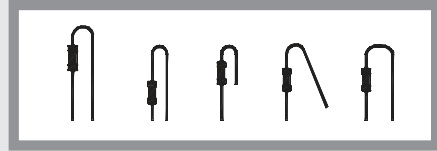
macchina taglia
piega compo-
nenti assiali per
montaggio
verticale



80.OL01 TP6/V

LENGTH = 23 cm
WIDTH = 18 cm
HEIGHT = 21 cm
PACKING = 39x25x26 cm
VOLUME = 0,025 m³
MACHINE WEIGHT = 5 kg
GROSS WEIGHT = 6 kg

LUNG. = 23 cm
LARGH. = 18 cm
ALT. = 21 cm
IMBALLO = 39x25x26 cm
VOLUME = 0,025 m³
PESO MACCHINA = 5 kg
PESO LORDO = 6 kg



PRODUCTION = TAPED 50.000 p/h
LOOSE 5.000 p/h
PRODUZIONE = NASTRATO 50.000 p/h
SFUSO 5.000 p/h

LEAD DIA. = 0,5-0,8 mm - 0,8-1,3 mm
(.019- .031" - .031 - .051")
DIAM. REOFORO = 0,5 - 0,8 mm
0,8 - 1,3 mm

optional accessories

accessori opzionali



400200 BR6 reel holder
braccio porta bobina




7915030/31 MOT98
motor - motore



51.0300 CS30
feeder for loose components
caricatore per componenti sfusi



21.0011 TNS
waste tape ejector
espulsore nastro di scarto



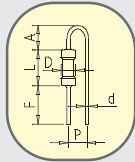
200240 complete body guide
guida del corpo completa

sturdy,
reliable and long
lasting equipment.
Can be motorized.
Easy to set up and use
no maintenance required

qualità ed affidabilità per
durare nel tempo.
Possibilità di essere moto-
rizzata. Facilità di uso e
regolazione. Non
richiede manuten-
zione

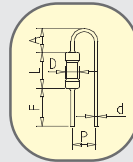
**STANDARD VERSIONS FOR COMPONENTS WITH LEAD
DIAMETER 0,5 TO 0,8 mm (.019 TO .031 inch)
VERSIONI STANDARD PER COMPONENTI CON DIAMETRO
REOFORO DA 0,5 A 0,8 mm**

TP6/V/1 STANDARD VERSION PITCH 2,54 mm (.1")
TP6/V/1 VERSIONE STANDARD PASSO 2,54
mm(Cod. 80.OL01)



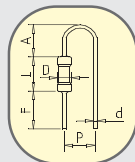
	MM		IN	
	min	max	min	max
A	2	6	.078	.236
L		15		.590
F	3	8	.118	.314
D	0,5	3	.019	.118
d	0,5	0,8	.019	.031
P	2,54 fix		.1 fix	

TP6/V/3 PITCH 3,8 mm (.15")
TP6/V/3 PASSO 3,8 mm
(Cod.80.OL03)



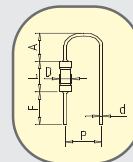
	MM		IN	
	min	max	min	max
A	2,5	6	.098	.236
L		15		.590
F	3	8	.118	.314
D	0,5	5	.019	.196
d	0,5	0,8	.019	.031
P	3,8 fix		.15 fix	

TP6/V/4 PITCH 5,08 mm (.2")
TP6/V/4 PASSO 5,08 mm
(Cod.80.OL04)



	MM		IN	
	min	max	min	max
A	3	7	.118	.275
L		15		.590
F	3	8	.118	.314
D	0,5	8	.019	.314
d	0,5	0,8	.019	.031
P	5,08 fix		.2 fix	

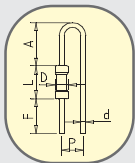
TP6/V/5 PITCH 7,62 mm (.3")
TP6/V/5 PASSO 7,62 mm
(Cod.80.OL05)



	MM		IN	
	min	max	min	max
A	4	7	.157	.275
L		15		.590
F	3	8	.118	.314
D	0,5	10	.019	.393
d	0,5	0,8	.019	.031
P	7,62 fix		.3 fix	

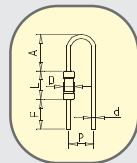
**STANDARD VERSIONS FOR COMPONENTS WITH LEAD
DIAMETER 0,8 TO 1,3 mm (.031 TO .051 inch)
VERSIONI STANDARD PER COMPONENTI CON DIAMETRO
REOFORO DA 0,8 A 1,3 mm**

TP6/V/21 PITCH 3,8 mm (.15")
TP6/V/21 PASSO 3,8 mm
(Cod.80.OL21)



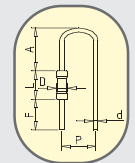
	MM		IN	
	min	max	min	max
A	4	9	.157	.354
L		15		.590
F	3	8	.118	.314
D	0,8	5	.031	.196
d	0,8	1,3	.031	.051
P	3,8 fix		.15 fix	

TP6/V/22 PITCH 5,08 mm (.2")
TP6/V/22 PASSO 5,08 mm
(Cod.80.OL22)



	MM		IN	
	min	max	min	max
A	5	9	.196	.354
L		15		.590
F	3	8	.118	.314
D	0,8	8	.031	.314
d	0,8	1,3	.031	.051
P	5,08 fix		.2 fix	

TP6/V/23 PITCH 7,62 mm (.3")
TP6/V/23 PASSO 7,62 mm
(Cod.80.OL23)



	MM		IN	
	min	max	min	max
A	6	9	.236	.354
L		15		.590
F	3	8	.118	.314
D	0,8	10	.031	.393
d	0,8	1,3	.031	.051
P	7,62 fix		.3 fix	

The TP6/V machine is designed for cutting and bending taped axial components for vertical mounting. Two versions are available: one for components with lead diameters from 0,5 to 0,8mm (.019 to .031") and the other for lead diameters from 0,8 to 1,3mm (.031 to .051"). The bending pitch is determined by the bending cam supplied and it can be changed by replacing this cam with a different one.

Il modello TP6/V è utilizzato per tagliare e piegare i componenti assiali nastrati per montaggio in verticale. Sono disponibili due versioni: una per componenti aventi diametro del reoforo da 0,5 a 0,8mm e l'altra per diametro da 0,8 a 1,3mm. Il passo di piegatura, determinato dalla cam fornita, può essere variato sostituendo la cam con un'altra avente larghezza diversa.